



# SRT Individual Report for LAAS 5515 003 Soil Form.: Proc. & Biogeochem (Kyungsoo Yoo) - Fall 2021

Project Title: **Student Rating of Teaching - Fall 2021**

Courses Audience: **14**  
Responses Received: **3**  
Response Ratio: **21.43%**

---

## Report Comments

Office of Measurement Services  
Phone: 612.626.0006  
Fax: 612.624.1336  
879 29th Ave. S.E. Room 103  
Minneapolis, MN 55414  
<http://oms.umn.edu>  
[eval@umn.edu](mailto:eval@umn.edu)

©2021 Regents of the University of Minnesota. All rights reserved.  
The University of Minnesota is an equal opportunity educator and employer.

---

Creation Date: **Tuesday, January 18, 2022**

### **Message from the Vice Provost for Faculty and Academic Affairs**

The University is committed to monitoring and improving students' educational experiences. Student Ratings of Teaching (SRT) help to ensure that the student voice is present in fulfilling this mission. We encourage all instructors to incorporate student feedback into your ongoing efforts to improve your teaching and your courses.

#### **How SRT Results may be Used**

Evaluations of teaching provide information intended to help improve teaching, and may also be available to assist students in course selection and/or to inform administrative decisions on salary, tenure, and promotion. Specific use of SRT results may vary by campus and/or college as described in relevant university or unit policies.

#### **Resources for Improving Instruction**

Tools and tips for improving course instruction can be found on the OMS website ([oms.umn.edu/srt](http://oms.umn.edu/srt)), under the faculty section.

Among the available resources is a guide for connecting your teaching practices with the SRT. This guide was created by the Center for Educational Innovation ([cei.umn.edu](http://cei.umn.edu)) and provides suggestions for improving instructional practices in relation to SRT items.

#### **About this Report**

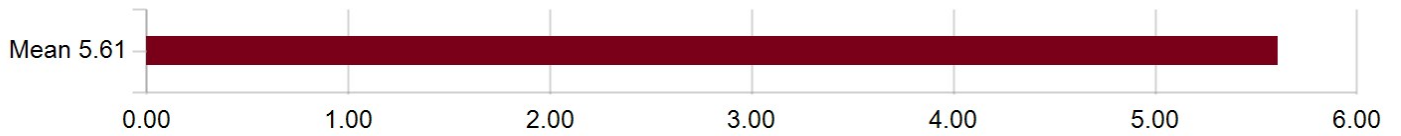
This report contains all ratings provided by the students in your courses who submitted SRT responses. Mean (average) scores are reported as well as the frequency of how often each response was given for each item. Results are provided in the following order:

1. Score graph and frequency graphs for instructor items
2. Score graph and frequency graphs for course items
3. Comments regarding instructor
4. Comments regarding course

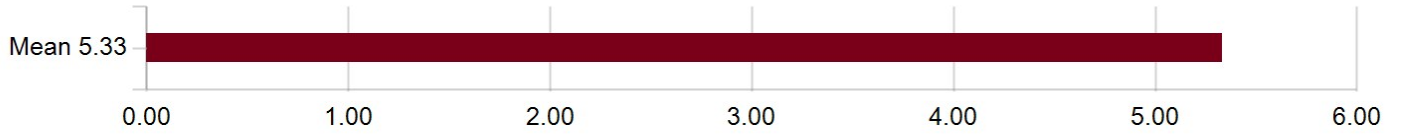
For additional information about evaluation of teaching, please reference the Evaluation of Teaching policy for your campus. The policy for Twin Cities, Crookston, Morris, and Rochester can be found here: <http://policy.umn.edu/education/teachingevaluation>.

Sincerely,  
Rebecca Ropers  
Vice Provost for Faculty and Academic Affairs

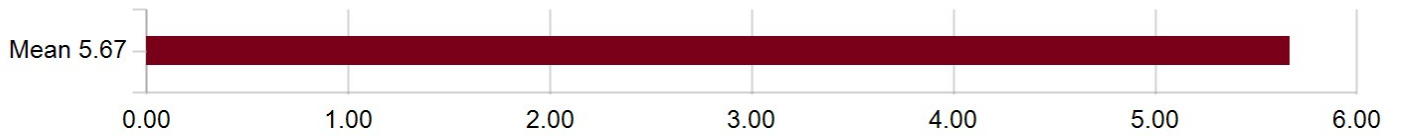
Instructor Items Overall



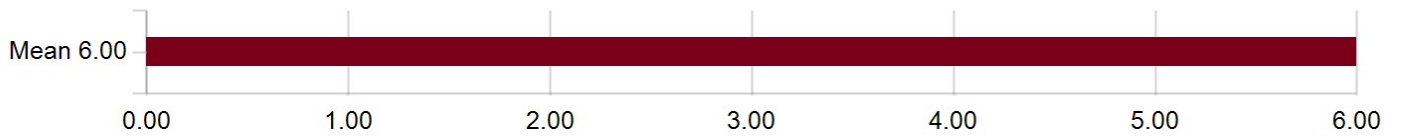
1. The instructor was well prepared for class.



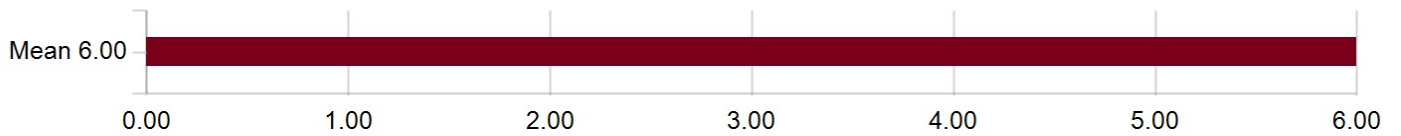
2. The instructor presented the subject matter clearly.



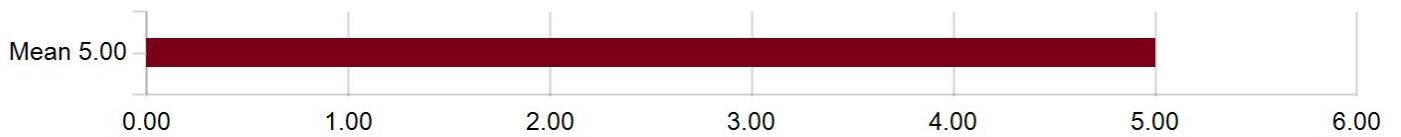
3. Interactions with the instructor helped me learn.



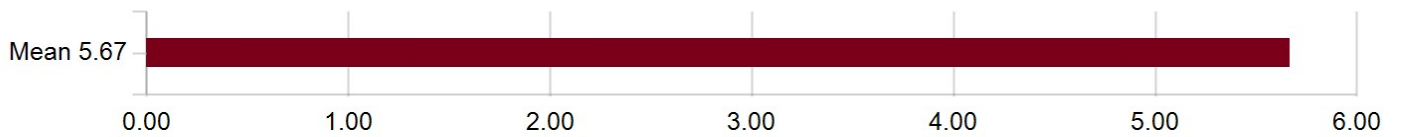
4. The instructor treated me with respect.

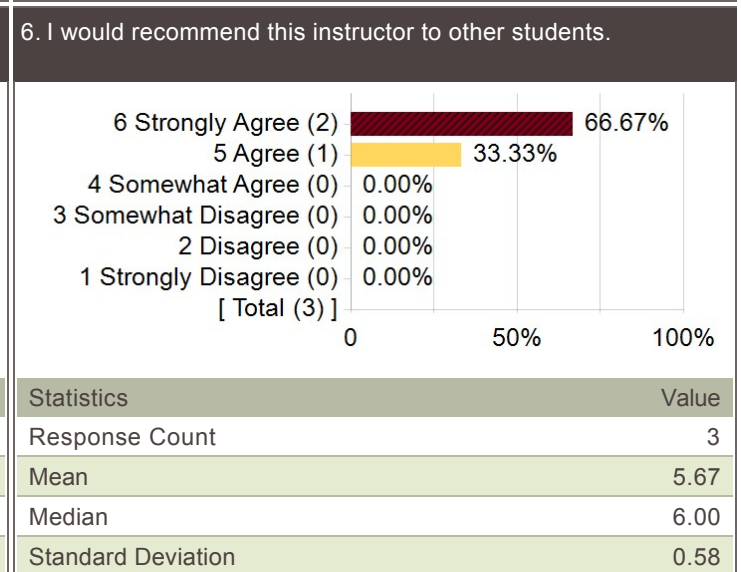
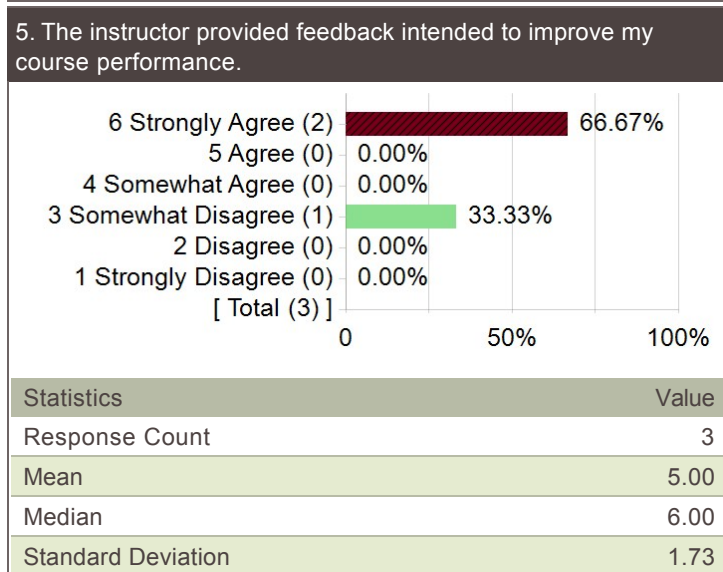
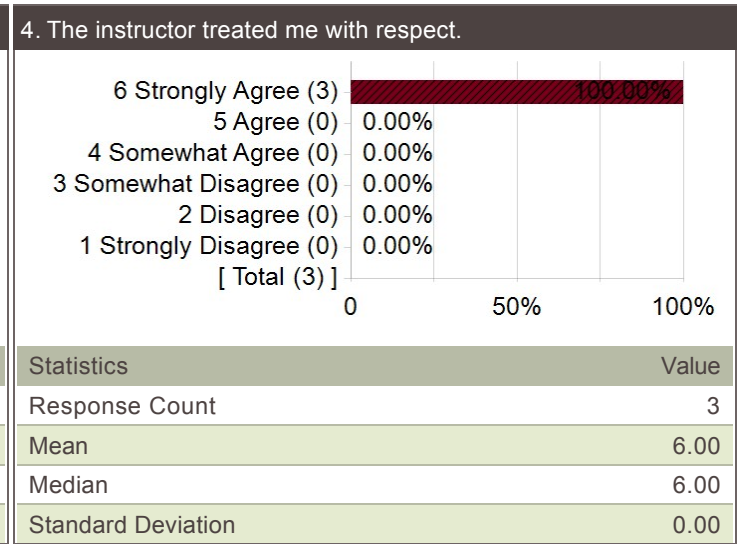
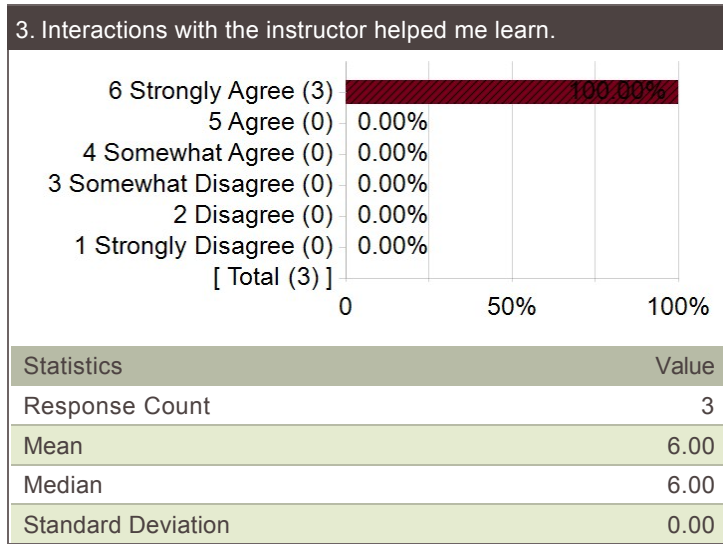
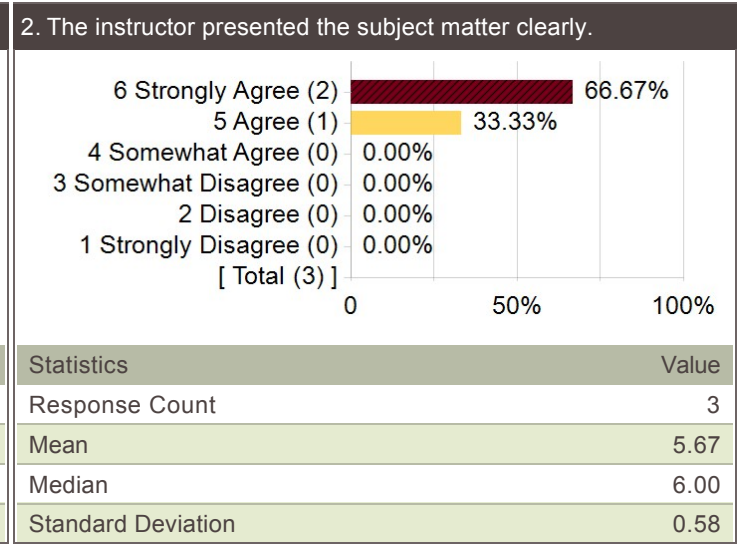
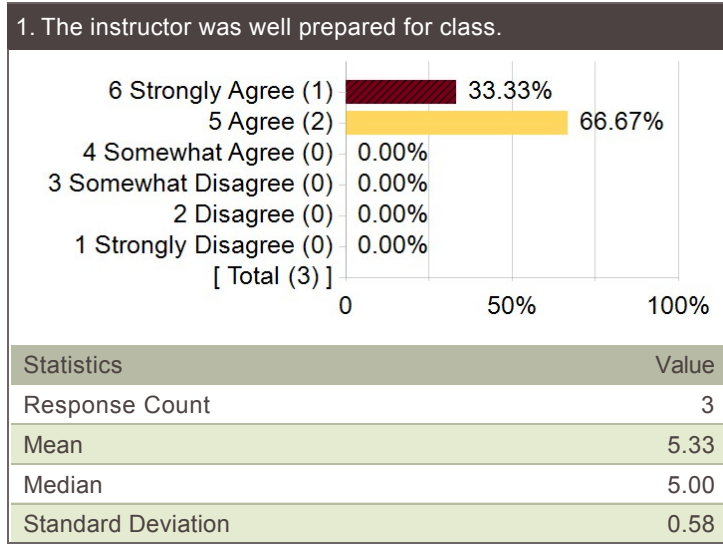


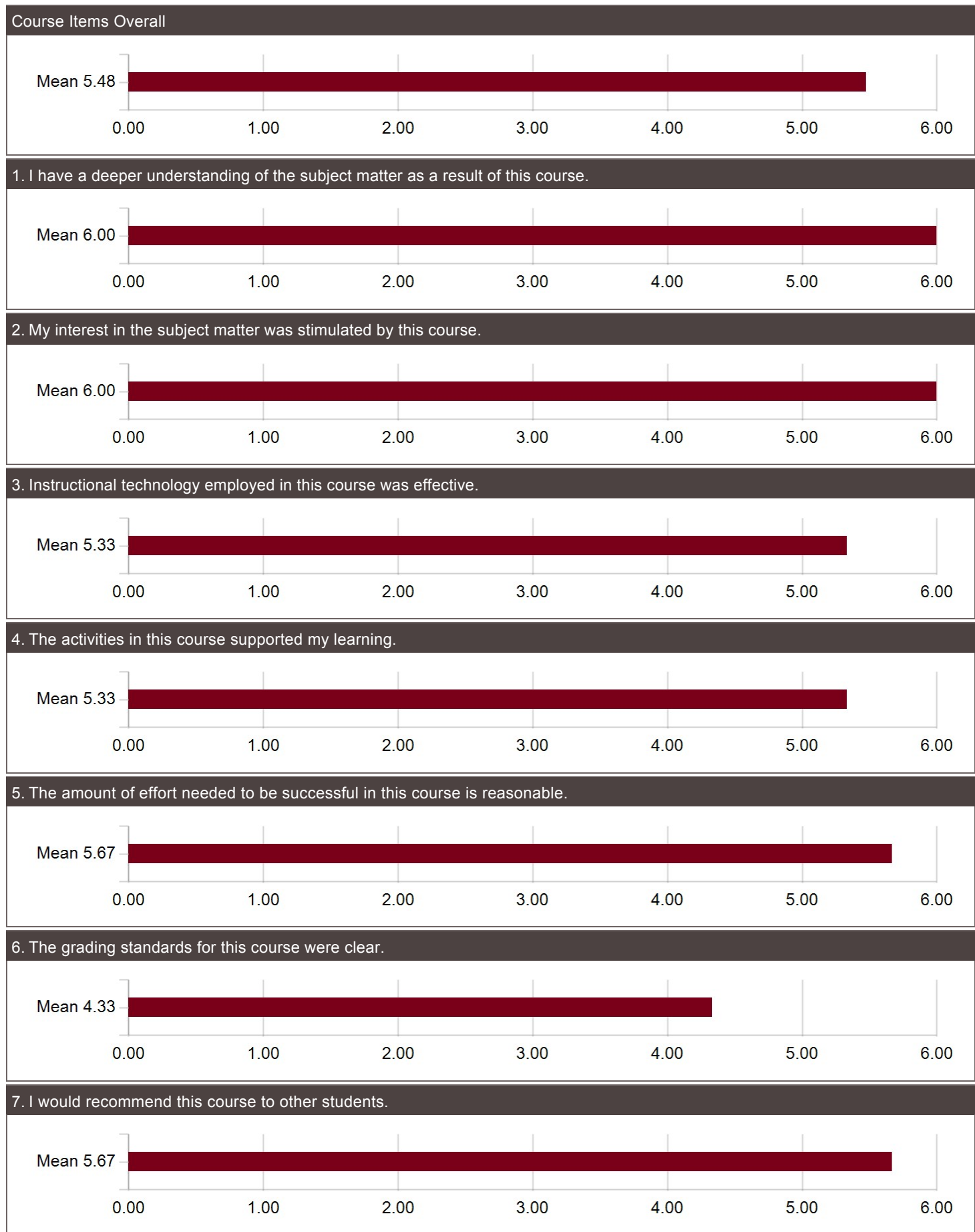
5. The instructor provided feedback intended to improve my course performance.



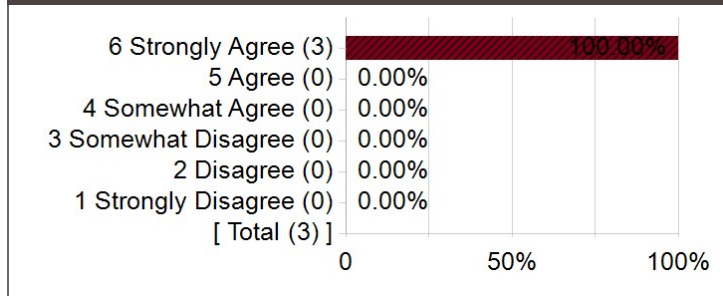
6. I would recommend this instructor to other students.





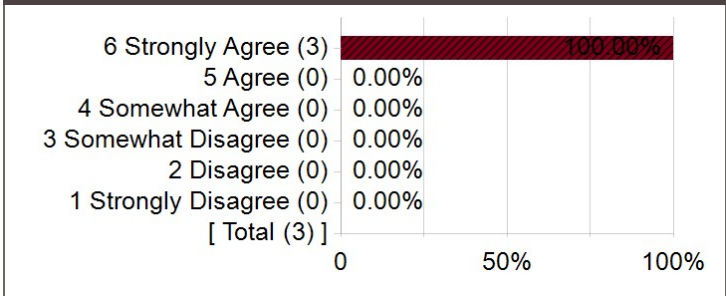


1. I have a deeper understanding of the subject matter as a result of this course.



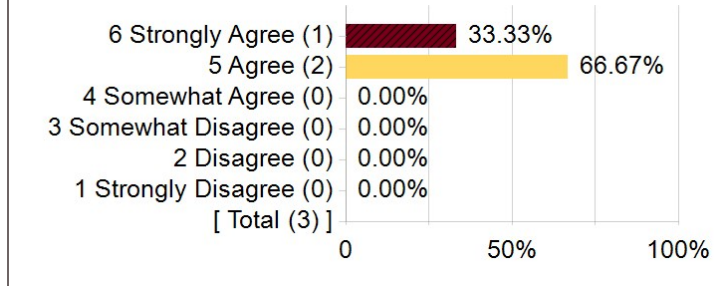
Statistics	Value
Mean	6.00
Median	6.00
Standard Deviation	0.00

2. My interest in the subject matter was stimulated by this course.



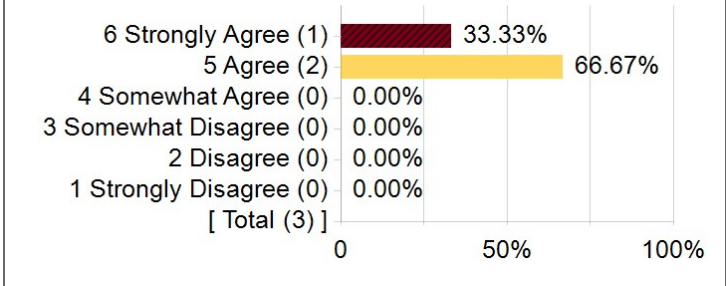
Statistics	Value
Mean	6.00
Median	6.00
Standard Deviation	0.00

3. Instructional technology employed in this course was effective.



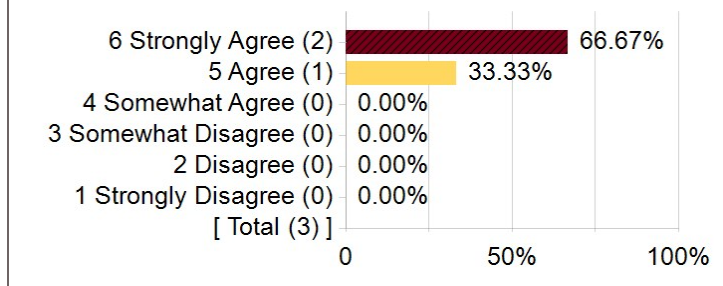
Statistics	Value
Mean	5.33
Median	5.00
Standard Deviation	0.58

4. The activities in this course supported my learning.



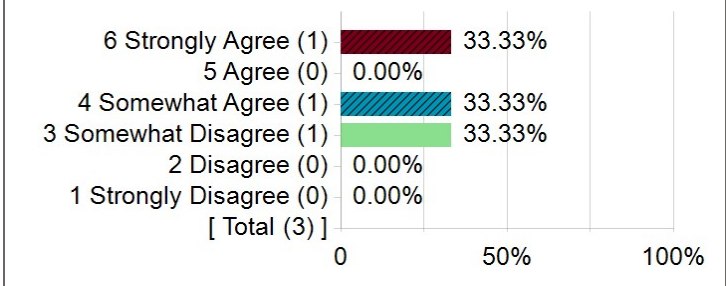
Statistics	Value
Mean	5.33
Median	5.00
Standard Deviation	0.58

5. The amount of effort needed to be successful in this course is reasonable.



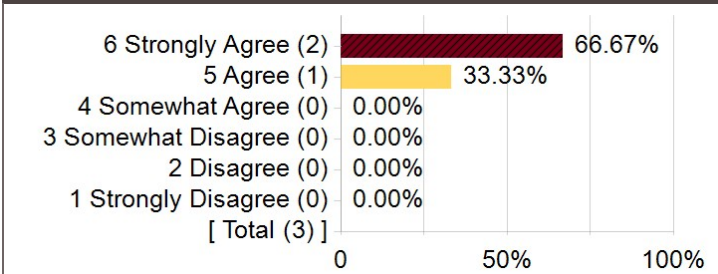
Statistics	Value
Mean	5.67
Median	6.00
Standard Deviation	0.58

6. The grading standards for this course were clear.



Statistics	Value
Mean	4.33
Median	4.00
Standard Deviation	1.53

7. I would recommend this course to other students.



Statistics	Value
Mean	5.67
Median	6.00
Standard Deviation	0.58

## What did the instructor do that most helped your learning?

Comments
The use of the whiteboard during the lecture really helped me understand the material.
Kyungsoo gives plenty of opportunity for questions in class and answers questions clearly. I really liked the small group based daily "quizzes" and the format of lecture time in general

## What suggestions do you have for improving the course?

Comments
I don't think that the group project was beneficial. I think that the discussion periods could have been used as a seminar, for example to discuss papers.
One thing that has been discussed in class is running out of time at the end of the semester and therefore not being able to get to all of the intended topics. I think it would be helpful at the beginning of the semester to see which topics are the most and least popular and moving the less popular ones to the end of the semester. Looking at potential topics we did not get to, such as soil pH and soil phosphorus, makes me a bit sad.
It was sad to miss out on the typical field trips for this class because of the difficulty of group travel during the pandemic, but that couldn't be helped. The second field trip in particular was still a great learning opportunity.
This class requires a lot of self-discipline with keeping up with readings to get the full learning experience, which makes sense as a graduate level class. However I often had a hard time keeping myself on track with readings, so perhaps some more opportunities in class to share and discuss findings from the papers would have been good. While I know that exams are not helpful for some people, I also think that my learning would have benefitted from some sort of final learning assessment (maybe an open book or take home exam?). I thought that the problem sets improved a lot in the second half of the course and really helped my understanding and synthesis of the material.
I think that more guidance could be given on the final project and expectations could be higher. In retrospect I wish that my group had put more time and energy into it, as I feel that I didn't learn too much from it. I also felt that it was a bit excessive to have in-class meeting time for the group projects weekly, and would have rather met outside of class and had more lecture or discussion time on Fridays.





# SRT Individual Report for LAAS 5515 004 Soil Form.: Proc. & Biogeochem (Kyungsoo Yoo) - Fall 2021

Project Title: **Student Rating of Teaching - Fall 2021**

Courses Audience: **14**  
Responses Received: **5**  
Response Ratio: **35.71%**

---

## Report Comments

Office of Measurement Services  
Phone: 612.626.0006  
Fax: 612.624.1336  
879 29th Ave. S.E. Room 103  
Minneapolis, MN 55414  
<http://oms.umn.edu>  
[eval@umn.edu](mailto:eval@umn.edu)

©2021 Regents of the University of Minnesota. All rights reserved.  
The University of Minnesota is an equal opportunity educator and employer.

---

Creation Date: **Tuesday, January 18, 2022**

### **Message from the Vice Provost for Faculty and Academic Affairs**

The University is committed to monitoring and improving students' educational experiences. Student Ratings of Teaching (SRT) help to ensure that the student voice is present in fulfilling this mission. We encourage all instructors to incorporate student feedback into your ongoing efforts to improve your teaching and your courses.

#### **How SRT Results may be Used**

Evaluations of teaching provide information intended to help improve teaching, and may also be available to assist students in course selection and/or to inform administrative decisions on salary, tenure, and promotion. Specific use of SRT results may vary by campus and/or college as described in relevant university or unit policies.

#### **Resources for Improving Instruction**

Tools and tips for improving course instruction can be found on the OMS website ([oms.umn.edu/srt](http://oms.umn.edu/srt)), under the faculty section.

Among the available resources is a guide for connecting your teaching practices with the SRT. This guide was created by the Center for Educational Innovation ([cei.umn.edu](http://cei.umn.edu)) and provides suggestions for improving instructional practices in relation to SRT items.

#### **About this Report**

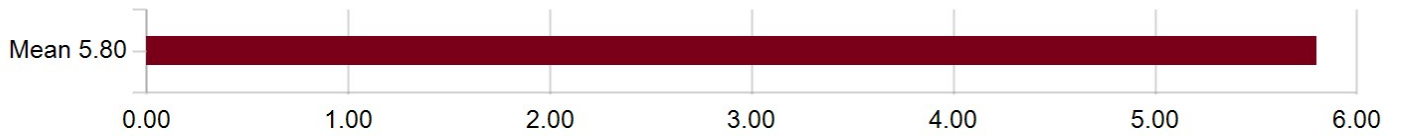
This report contains all ratings provided by the students in your courses who submitted SRT responses. Mean (average) scores are reported as well as the frequency of how often each response was given for each item. Results are provided in the following order:

1. Score graph and frequency graphs for instructor items
2. Score graph and frequency graphs for course items
3. Comments regarding instructor
4. Comments regarding course

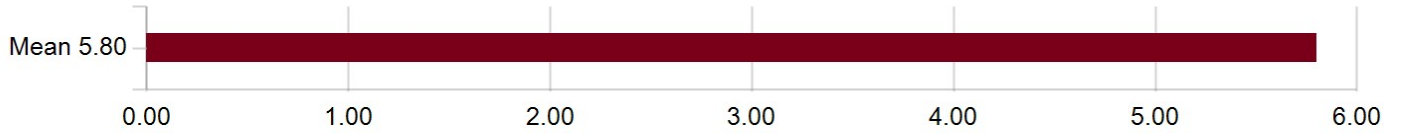
For additional information about evaluation of teaching, please reference the Evaluation of Teaching policy for your campus. The policy for Twin Cities, Crookston, Morris, and Rochester can be found here: <http://policy.umn.edu/education/teachingevaluation>.

Sincerely,  
Rebecca Ropers  
Vice Provost for Faculty and Academic Affairs

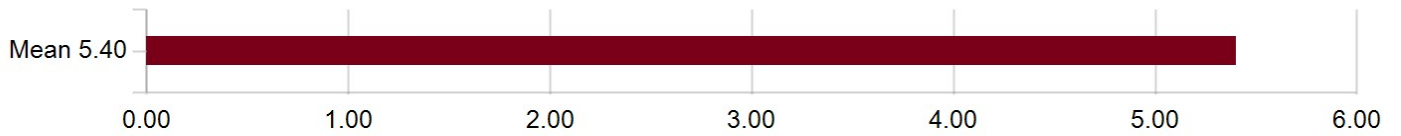
Instructor Items Overall



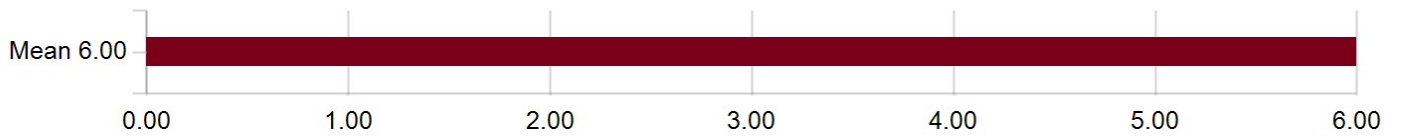
1. The instructor was well prepared for class.



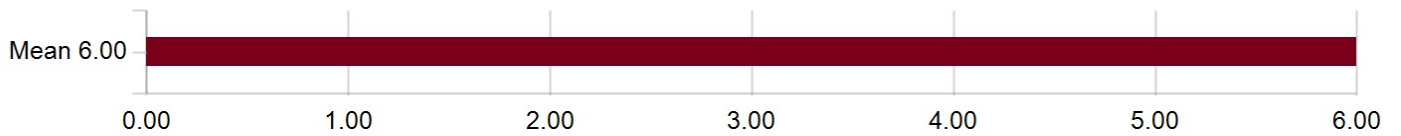
2. The instructor presented the subject matter clearly.



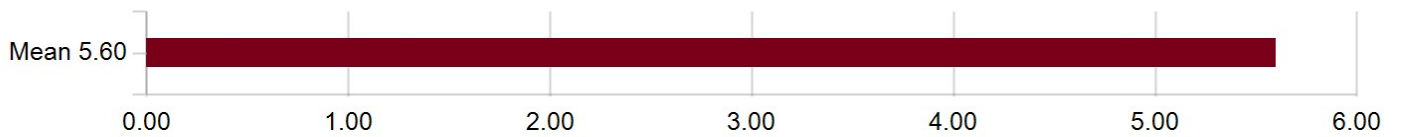
3. Interactions with the instructor helped me learn.



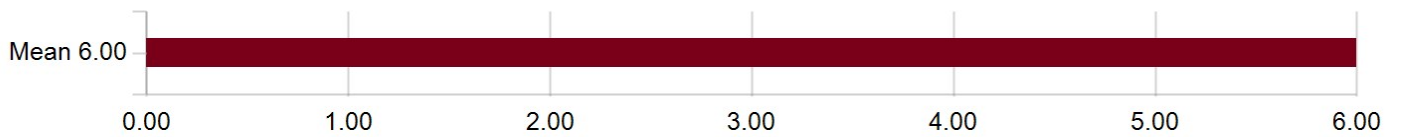
4. The instructor treated me with respect.

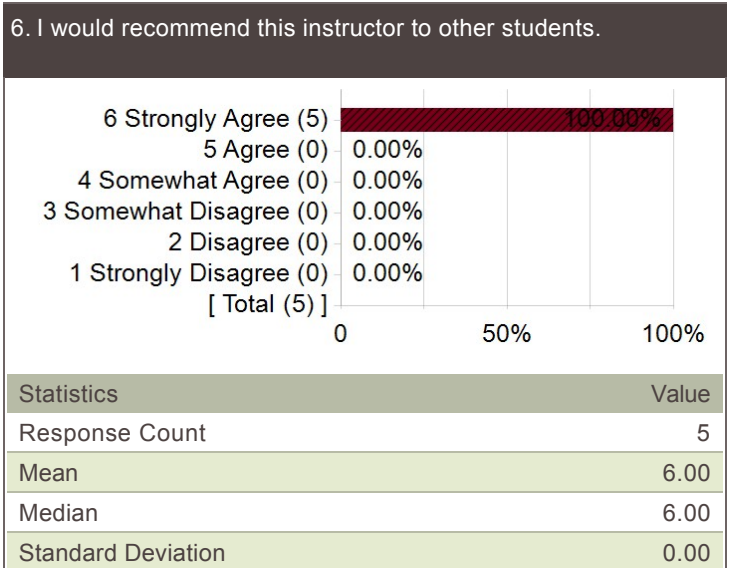
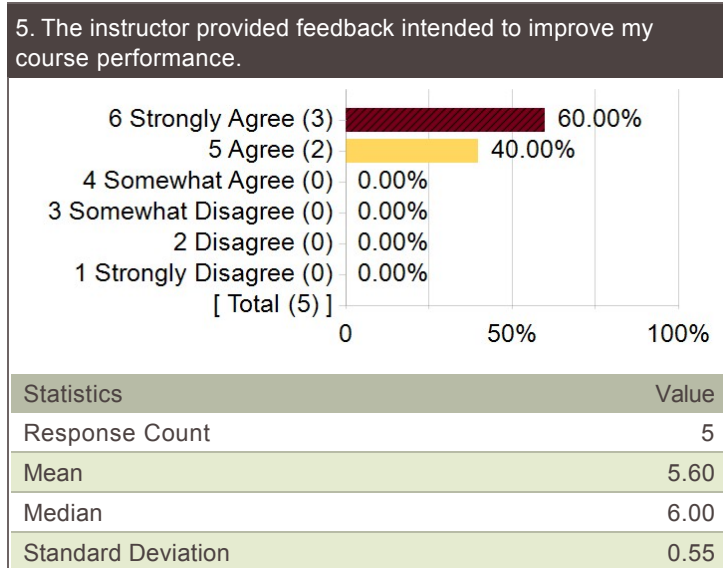
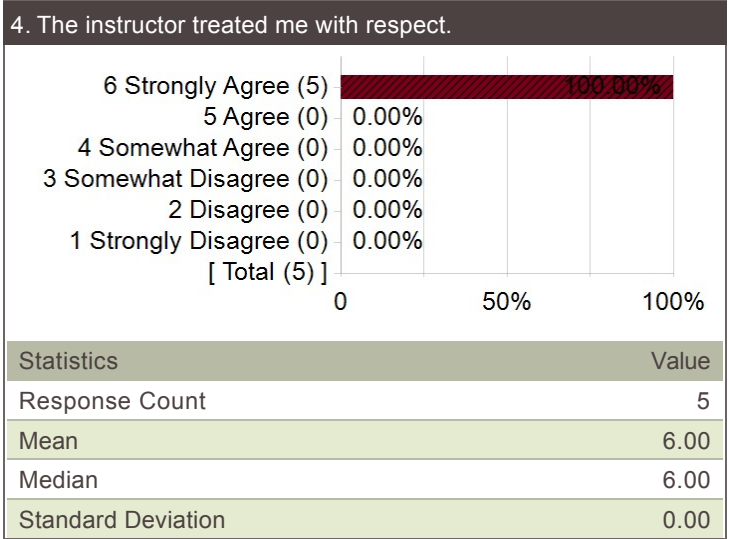
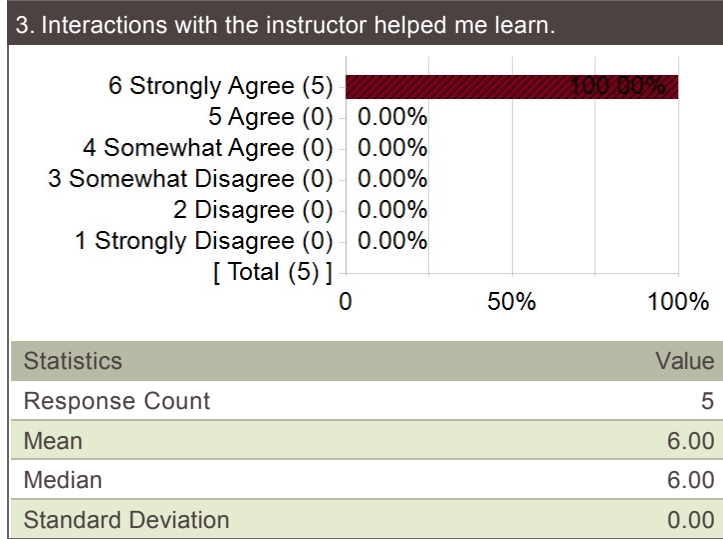
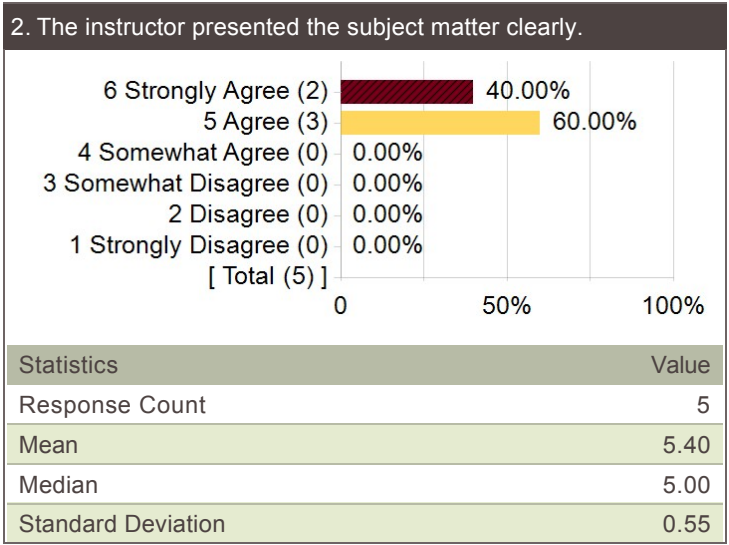
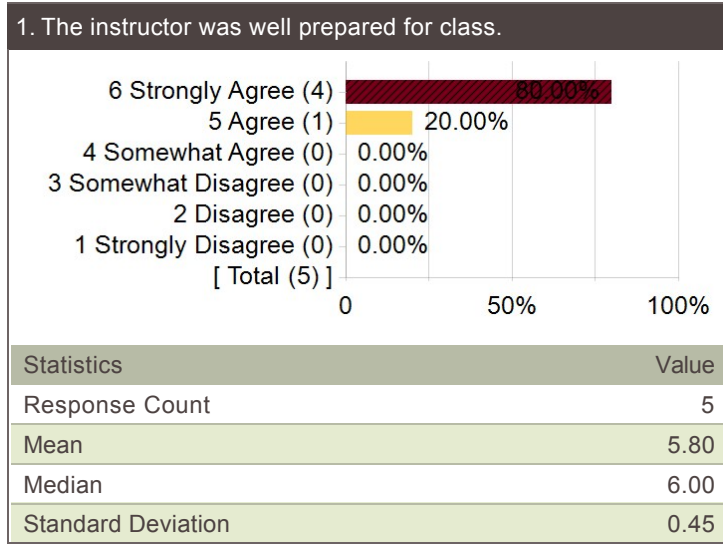


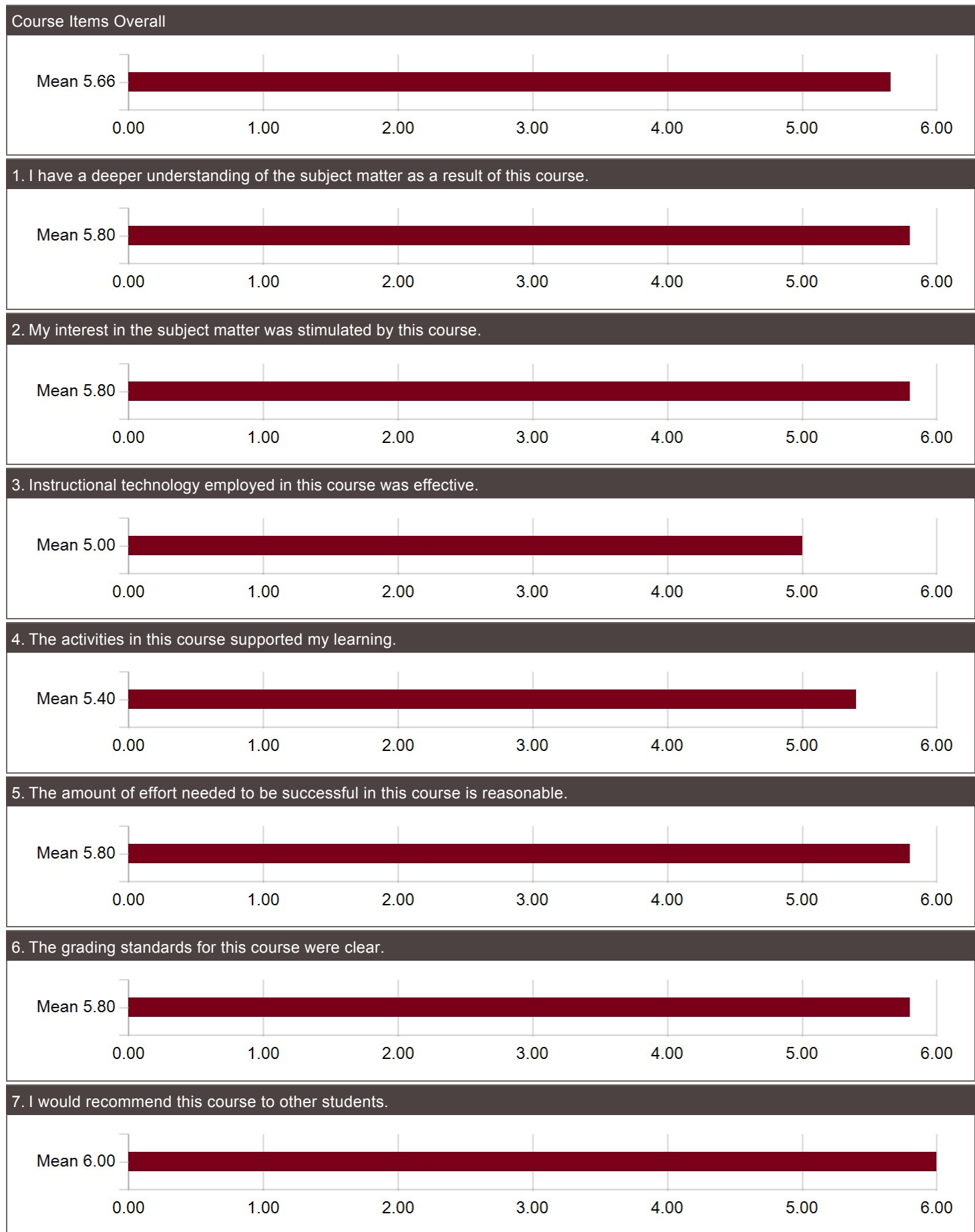
5. The instructor provided feedback intended to improve my course performance.



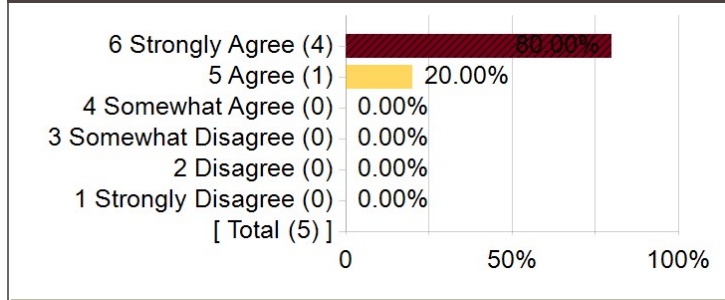
6. I would recommend this instructor to other students.





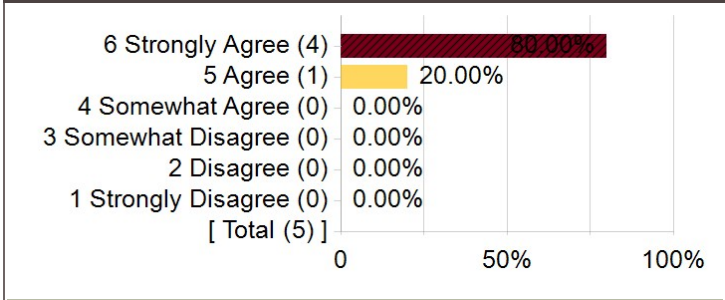


1. I have a deeper understanding of the subject matter as a result of this course.



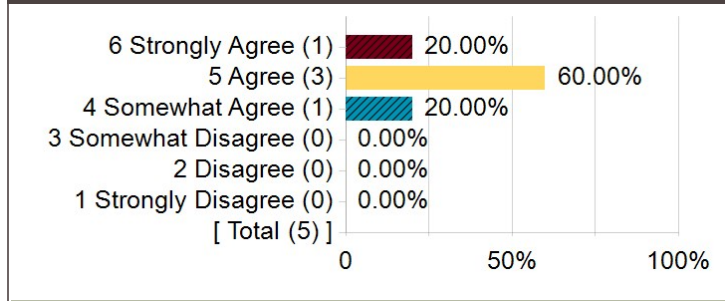
Statistics	Value
Mean	5.80
Median	6.00
Standard Deviation	0.45

2. My interest in the subject matter was stimulated by this course.



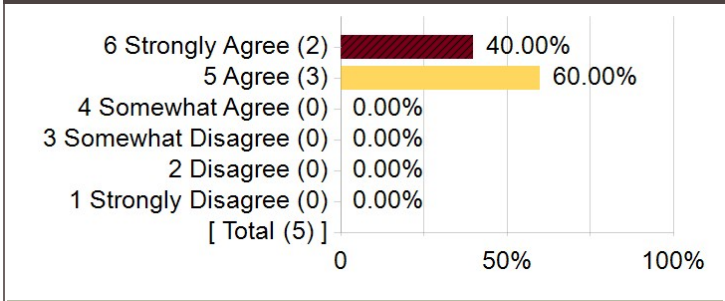
Statistics	Value
Mean	5.80
Median	6.00
Standard Deviation	0.45

3. Instructional technology employed in this course was effective.



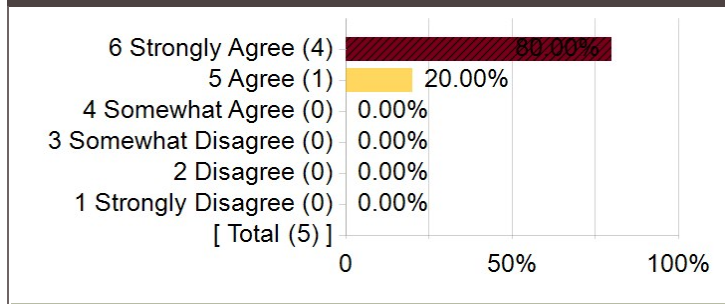
Statistics	Value
Mean	5.00
Median	5.00
Standard Deviation	0.71

4. The activities in this course supported my learning.



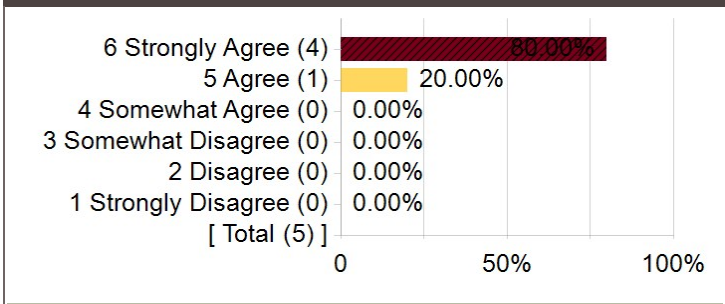
Statistics	Value
Mean	5.40
Median	5.00
Standard Deviation	0.55

5. The amount of effort needed to be successful in this course is reasonable.



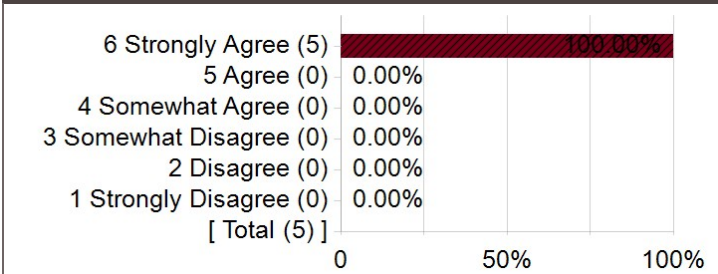
Statistics	Value
Mean	5.80
Median	6.00
Standard Deviation	0.45

6. The grading standards for this course were clear.



Statistics	Value
Mean	5.80
Median	6.00
Standard Deviation	0.45

7. I would recommend this course to other students.



Statistics	Value
Mean	6.00
Median	6.00
Standard Deviation	0.00

## What did the instructor do that most helped your learning?

Comments
The use of the whiteboard during lectures helped me understand the material the most. The homework sets also helped my learning.
Instead of taking a basic approach to soil formation, Kyungsoo focused on very specific topics of different soil formation factors. I really enjoyed this approach, having a background in soil genesis and morphology. It helped me to understand topics on a more intricate scale, looking at specific chemical processes that promote broad soil concepts, or breaking down the equations for soil dynamics that we know the relationships to but not the math. I thought all this information was incredibly interesting and relevant for my soil science grad program. Kyungsoo was adamant in creating a classroom environment that promotes learning for the entire class, looking for feedback on the effectiveness of class deliverables and taking the time to communicate complex ideas at the expense of other class material. He adapted throughout the semester to increase the effectiveness of communicated information. I especially liked when he used the whiteboard to write equations or draw figures. Kyungsoo taught processes of soil formation while also teaching us to think about the relationships that affect soil formation in local regions, and that sometimes it is worth researching the concepts that everyone else takes for granted.
Kyungsoo always responded to his emails and we also did the quizzes in class which were related to the topic that we were going to learn about.
Explanation of difficult concepts step by step. Whiteboard usage definitely helped! I didn't know what to think of the Quizzes in the beginning, but they became kind of fun and helpful for class engagement and material comprehension by the end.

## What suggestions do you have for improving the course?

Comments
I personally think that the group project was not beneficial. It wasn't directly related to the content we were learning during lectures, and it was really hard to find time to work on it outside of class due to all of my other responsibilities. I ended up doing a lot of the work on the project by myself the week before the deadline because my group didn't contribute. I personally don't think that group projects are that beneficial on the graduate level – it just ended up feeling like I was wasting time working on something that wasn't really teaching me anything new.
I think this is a great course that provides an in depth look at soil forming factors useful to grad students that have a background in soils. The workload is reasonable and effective, depending partly on what your previous experiences are with the subject. If your experience is limited, all the necessary background information is provided, although it would probably take a lot of time to read all of the available material. Because of the complexity of some topics, I don't think we were able to cover some of the other scheduled course material. Regardless, the information that was presented was influential and meaningful for grad students doing soil research.
One thing that I didn't like about the course was that there were not regularly scheduled office hours. Kyungsoo was very available by email, but I would have enjoyed having time set aside to attend office hours each week before homework was due.
Some questions on the problem sets required very repetitive calculations —reducing some of the repetitive calculations would likely be appreciated by students.